


# Ponto – Countersink with stop

Addition to surgical manual

NEW

## New stop feature


Designed to give more accurate countersinking for improved safety during surgery



The drill countersink is used to widen the hole and create an even surface for the implant after initial drilling.

To save the upper cortical layer, it is important that the countersink part of the drill does not remove too much of the bone. Therefore, Oticon Medical has developed a countersink with built-in stop. The stop consists of an outer collar without cutting edge, which prevents from countersinking more than 0.3 mm.

**Note:** The stop collar does not stop the drill, it only prevents from countersinking too deep.



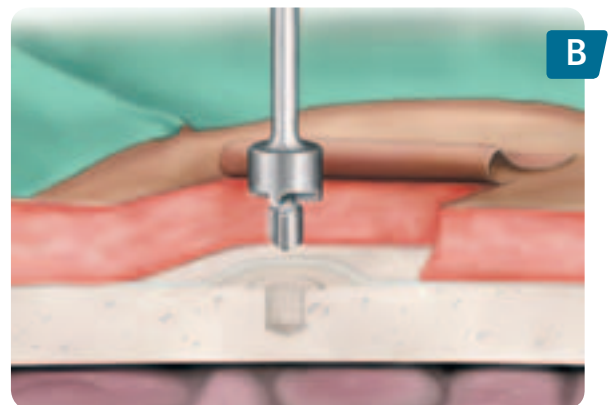
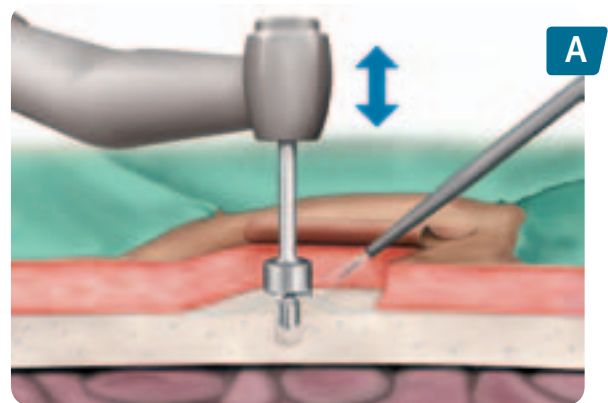


## Using the countersink with stop

1. Use the guide drill to perform initial drilling according to the Ponto System surgical manual.
2. If the bone around the hole is very uneven, the surface may need to be flattened before countersinking. This can be done by carefully using the guide drill.
3. Depending on the depth of the hole, use the 3 or 4 mm drill countersink with stop to widen the hole. The drill tip is blunt to minimize the risk of tissue damage at the bottom of the hole. Move the drill countersink up and down to make sure the irrigation reaches the tip of the drill (A). Clear the drill flutes of bone tissue regularly.
4. The countersink part of the drill should just slightly flatten the bone surface to prepare for the implant. The stop collar prevents from removing more than 0.3 mm of the bone (B).

**Note:** Make sure not to over-widen the hole, since this may reduce the initial stability of the implant.

**Note:** In case of very thin bone it is recommended to avoid countersinking.



### *Headquarters*

#### **Oticon Medical AB**

Ekonomivägen 2  
SE-436 33 Askim  
Sweden  
Phone: +46 31 748 61 00  
Fax: +46 31 68 77 56  
info@oticonmedical.com

### *Regional Office*

#### **USA**

Oticon Medical, LLC  
19 Schoolhouse Road  
Somerset, NJ 08873  
USA  
Phone: 1-888-277-8014  
Fax: 1-732-868-6949  
info@oticonmedicalusa.com

### *Local Office*

#### **United Kingdom**

Oticon Medical  
Cadzow Industrial Estate  
Low Waters Road  
Hamilton, ML3 7QE  
United Kingdom  
Phone: +44 (0)1698 208 234  
info@oticonmedical.co.uk